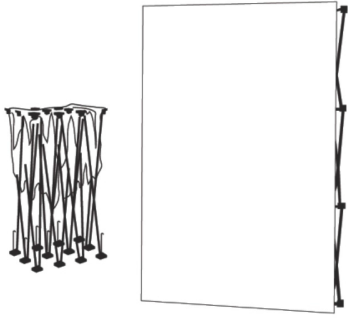
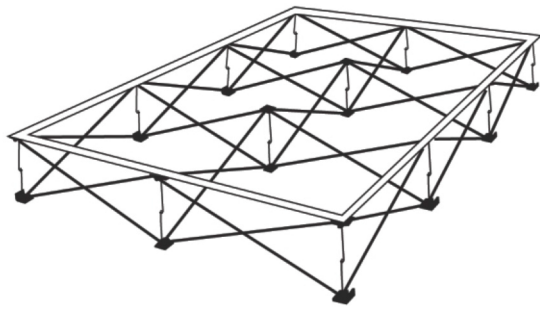


# Graphic Installation

## Curved Lynx Pop Up Display

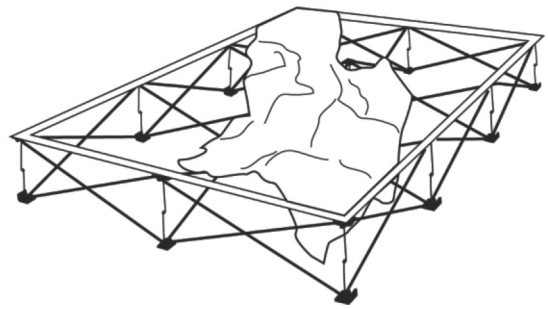


**WARNING! DO NOT FORCE CLOSED.**  
To avoid damage, all hooks must be  
disconnected before collapsing frame.



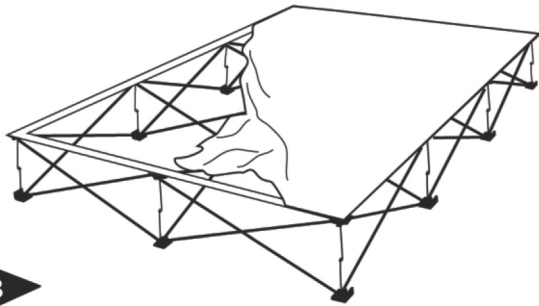
1

Expand frame on its back and  
assemble hooks.



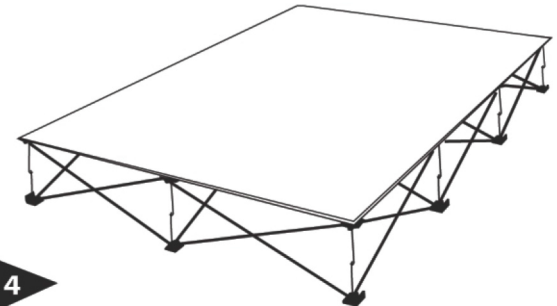
2

Starting in the lower left  
corner, attach velcro across  
the bottom.



3

Next attach the Velcro accross  
the top.



4

Adjust Velcro as needed for a tight  
fit.